

## Quick Start Guide | Apple Find My

1



Power on: Press and hold until you hear a beep.

Power off: Press 5 times continuously until you hear a beep.

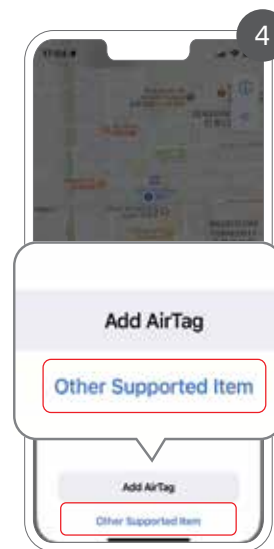
Reset: Press 4 times continuously until you hear a beep, then keep holding until you hear another beep.



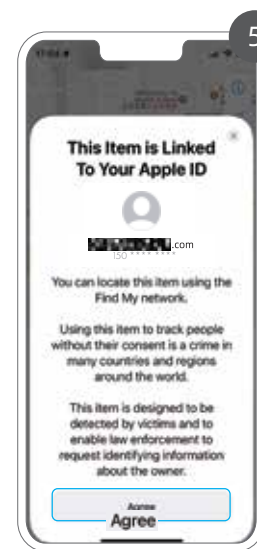
2



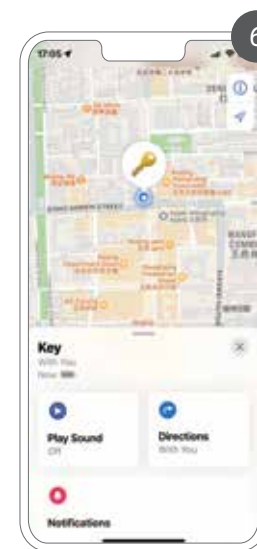
3



4



5



6

<b>EN</b>	Open "Find My" app	Tap "Add Item"	Tap "other supported item"	Tap "Agree"	Done!
<b>SE</b>	Öppna appen "Hitta"	Tryck på "Lägg till objekt"	Tryck på "Lägg till ett annat föremål"	Tryck på "Godkänn"	Klart!
<b>NO</b>	Åpne "Finn min"-appen	Trykk på "Legg til element"	Trykk på "Legg til en annen gjenstand"	Trykk på "Godta"	Ferdig!
<b>FI</b>	Avaa "Etsi"-sovellus	Napauta "Lisää kohde"	Napauta "Lisää toinen esine"	Napauta "Hyväksy"	Valmis!
<b>DK</b>	Åbn "Find min"-appen	Tryk på "Tilføj element"	Tryk på "Tilføj en anden genstand"	Tryk på "Accepter"	Færdig!



## Quick Start Guide | Android Find Hub

1



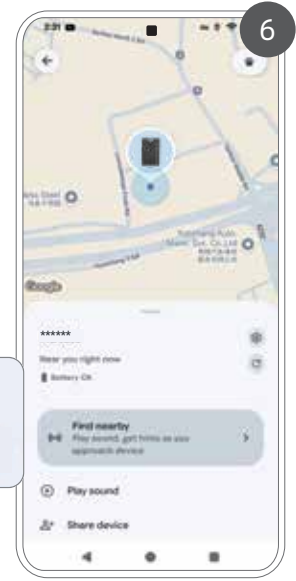
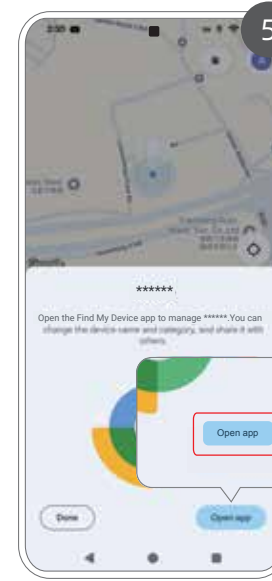
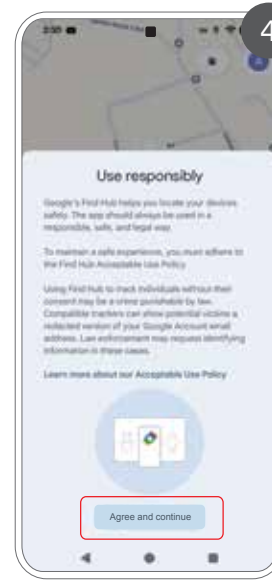

Power on: Press and hold until you hear a beep.

Power off: Press 5 times continuously until you hear a beep.

Reset: Press 4 times continuously until you hear a beep, then keep holding until you hear another beep.



If no pop-up appears or it disappears, restart your phone and the device, then try to connect again. Or go to Settings > Google Services > Devices > Nearby Devices and then select the item you want to add.



**EN**

Open Find Hub app

Tap "Connect"

Tap "Agree and continue"

Tap "Open app"

Done!

**SE**

Öppna appen "Find Hub"

Tryck på "Anslut"

Tryck på "Godkänn och fortsätt"

Tryck på "Öppna app"

Klart!

**NO**

Åpne "Find Hub"-appen

Trykk på "Koble til"

Trykk på "Godta og fortsett"

Trykk på "Åpne app"

Ferdig!

**FI**

Avaa "Find Hub" -sovellus

Napauta "Yhdistä"

Napauta "Hyväksy ja jatka"

Napauta "Avaa sovellus"

Valmis!

**DK**

Åbn "Find Hub"-appen

Tryk på "Tilslut"

Tryk på "Accepter og fortsæt"

Tryk på "Åbn app"

Færdig!

